

# 793-RESTISTUBE

Professional extruded dust - and waterproof luminaire ideal for food industry and car washes, among other industrial applications.

## YOUR MAIN BENEFITS:

The luminaire combats even high-pressure jets of hot water with no negative consequence. The **IP69K rated lighting fixture** is ideal for fields of application, where its ability to withstand the intrusion of solids and liquids is a must.



IP69K



Options:

IP66



## FIELD OF APPLICATION:

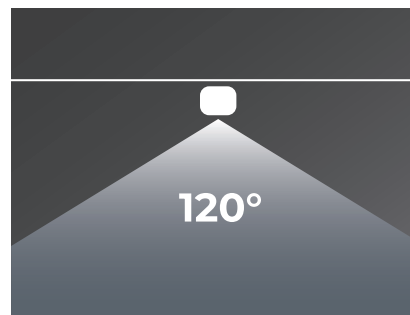
Due to the construction principles of the extruded profile and the end caps, our LED fixture ensures **high grade of protection (IP69K)** against dust, contamination and water permeation. In accordance with its IP grade, it can be widely used to illuminate spaces with dusty, humid environment. Thanks to its enhanced weather and chemical resistance, 793-Resistube is extremely versatile and suitable for plenty of applications where errorfree functioning is desired. The extruded PMMA profile allows usage in food-processing industry, underpass areas, car washes and logistics sites.

## TECHNICAL DESCRIPTION AND BENEFITS:

- **Housing:** Made of opalized **Acrylic (PMMA)** by **extrusion**. The optical diffusing (upper) part is opalised. Thanks to the **strengthened Acrylic** raw material used, the whole fitting shows good **mechanical strength and heat and shock resistance (IK06)**. At the same time further main advantages of the PMMA also apply such as **weather, chemical and UV resistance**.
- The extruded opal diffuser offers you:
  - **high light transmissivity** (up to 89%)
  - **homogenous, well-balanced light dispersing** (no shadows)
  - **elimination of the dazzling effect** (no glare)
  - **unique appearance and clean impression (no clips, no dots** of the single LED's)
- **End caps:** Made of stainless steel.
- **Gear tray** (reflector): White powder coated steel sheet with customized LED solutions.
- **Electrical components:** The adequate power supply is ensured through electronic driver, that is built into the luminaire.


## Main technical options

Resistube offers 120° beam angle ensuring wide beam light distribution with uniform lighting, even at low heights.



LED

793-RESTISTUBE




Ways of installing: with stainless steel mounting clamps. They are easy to install onto the wall or ceiling. The clamps can be positioned freely.

Quick installation: thanks to the application of rapid connector, the electrical connection is fast and easy.

The diffuser of the extruded PMMA profile is made of UV stabilized, opalized material ensuring well-balanced light distribution and the elimination of glare. The light angle is adjustable thanks to the freely rotatable tube in the clamps (no shadows).



Thanks to the venting plug the condensation of the humidity inside the luminaire can be avoided.



Repairable design: by removing the screws and the end cap, the gear tray can be slid out of the luminaire allowing for repair, without losing the IP69K protection of the product.


## Technical data

Model	Power (W)	Luminare total luminous flux - emitted (lm)	Efficacy (lm/W)	Lifetime L70B50 (hrs)	CCT (K)	Beam angle	IP	IK	Size (Length) mm	Weight (kg)	RA
793-36W	36W	5800 lm	160 lm/W	100,000hrs	4000K	120°	IP69K	IK06	1200mm	1,7	>80
793-48W	48W	7700 lm	160 lm/W	100,000hrs	4000K	120°	IP69K	IK06	1500mm	2,0	>80

Further options available on request:



## Technical drawing with dimensions



## Photometric curves:

793 - RESISTUBE

