



870-INSPIRE PC

High-end dust and waterproof luminaires with LED modules.

Synergy of art and technology
Inspiring design in professional quality.

YOUR MAIN BENEFITS:

Gear tray integrated into the diffuser

Cost-efficient and user-friendly installation even without disassembling the luminaire



870-INSPIRE PC



IP66



Option:

IP67



1F

3F



FIELD OF APPLICATION:

Thanks to the construction principles of the gasket, the closing system and the diffuser our LED fixtures ensure a high grade of protection (IP66) against dust, contamination and water permeation (Optionally available in IP67). In accordance with their IP rating they can be widely used to illuminate spaces with dusty and humid environments Thanks to its **enhanced impact resistance**, 870-Inspire PC is especially suitable for applications, where a **high IK impact rating** is required. When using outdoors, the fittings should be protected against direct sunlight and adverse weather conditions. Under 0°C the application of a venting plug or a venting cable gland is necessary, as well as the silicone gasket is recommended.

TECHNICAL DESCRIPTION AND BENEFITS:

■ **Housing:** It is made of flame retardant **injection moulded Polycarbonate (PC)** in light grey (RAL7035) colour (suitable for 850°C glow wire test too). Polycarbonate has very high mechanical strength and allows us to reach an excellent shock resistance.

■ **Diffuser:** Available in **PC** - injection moulded **opalised Polycarbonate** (high mechanical strength and high heat and shock resistance - up to IK10). As an option, injection moulded acrylic (PMMA) diffuser in opal version is available.

Further benefits:

- **Extremely high light transmissivity (up to 90%)**
- **Homogenous, well-balanced light dispersing** (no shadows)
- **Keeping the usual, well known features of the diffuser** such as chemical and heat resistance, mechanical features, **UV stabilization** etc.
- **Universal width** (no single and twin) **simplifies the light calculation.**

■ The **gasket** between the diffuser and the housing is available in two versions:

- **Injected endless silicone foam**
- **Non-aging PU** (polyurethane) **endless foam**

■ **Fixing the diffuser to the body:** With stainless steel clips.

■ **Gear tray (reflector):** **The gear tray is integrated into the diffuser** thus enabling a **cost-efficient and user-friendly installation** even **without disassembling** the luminaire. White powder coated steel sheet, the LED modul mounting positions according to **Zhaga** standards or customized.

■ **Electrical components:** The adequate power supply is ensured through electronic driver.

Main technical options

Our new **opalised** diffuser made of UV-stabilized material achieves an **outstanding light transmissivity up to 90%**. This great light permeability offers **high efficacy (up to 160 lm/W)** emitted from the luminaire



To protect the **LED board**, the **gear tray is integrated into the diffuser** thus enabling a **cost-efficient and user-friendly quick installation** even without disassembling the luminaire.

The **stainless steel clips** stay in their position during installation and can be released by bare hands.

Compatible with all optional accessories and smart solutions

870-INSPIRE PC

Installation friendly construction: The **strap** ensures the suspension of the gear tray and the diffuser during installation.

In order to **optimize the thermal management** of the luminaire and to **maximize the lifetime of the LED modules**, the driver is placed into the body without direct contact to the gear tray.

The **gear tray**, made of white powder coated steel sheet according to **Zhaga** standards, is **integrated into the diffuser**. With 870-Inspire PC - depending on customer requirements - we can reach different levels of luminous flux from 3000 **up to 14000 lumen** and a maximum **efficacy of 163 lm/W**. For more details please see technical data.

The injected **silicone gasket** with enhanced resistance ensures **maximum** chemical and weather **resistance** even under tough conditions. This endless foam sealing ensures the high IP protection up to IP67.



OPTIONS FOR CABLE ENTRY:

IP66 grommet

LESS THAN 2 min INSTALLATION TIME

Cable gland

The **Rapid Connector** enables the electrical connection **without disassembling** the luminaire.

1.a

1.b

2

Ways of installing (options):

With **strengthened** (0,6 mm) stainless steel mounting brackets.

1.a They are easy-to-install onto the **ceiling or the wall** (in horizontal position).

1.b In case of vertical positioning, **special screws** keep the mounting brackets tight avoiding the luminaire from sliding.

2 **Suspension** on chains, wire ropes etc. with stainless steel mounting brackets and **with hooks**. **Easy installation:** Adjustable distance of the mounting brackets (they can be positioned laterally on the housing)

Technical data (extract)

Products with a 5-year warranty	Power (W)	Luminaire total luminous flux - emitted (lm) PC or PMMA	Lum. efficacy (lm/W) PC or PMMA	CRI	Lifetime L70B50 (Ta=35°C)	Lifetime L80B10 (Ta=35°C)	A (mm)	B (mm)	Weight (kg)	EEI
Lumnium EU with a DIP switch driver (CCT: 4000K, on request other CCTs are available)										
870 2ft (600mm)	19/24	2700/3300	142	>80	> 72 000 h*	> 72 000 h*	615	300±25	0,9	D
870 4ft (1200mm)	21/25/29/35	3100/3800/4300/5000	143	>80	> 72 000 h*	> 72 000 h*	1174	700+/- 76	2	D
870 5ft (1500mm)	24/31/37/44	3800/4700/5500/6300	143	>80	> 72 000 h*	> 72 000 h*	1454	980+/- 76	2,2	D
870 4ft (1200mm)	21/27/32/38	3300/4100/4800/5400	143	>80	> 72 000 h*	> 72 000 h*	1174	700+/- 76	2	D
870 5ft (1500mm)	28/36/43/51	4500/5500/6300/7300	143	>80	> 72 000 h*	> 72 000 h*	1454	980+/- 76	2,2	D
Lumnium EU PRO with a DIP switch driver (CCT: 4000K, on request other CCTs are available)										
870 4ft (1200mm)	20/25/31/36	3400/4100/5000/5700	158	>80	> 102 000 h	> 102 000 h	1174	700+/- 76	2	C
870 5ft (1500mm)	21/26/32/37	3500/4400/5200/6000	162	>80	> 102 000 h	> 102 000 h	1454	980+/- 76	2,2	C
870 4ft (1200mm)	18/23/27/32	3100/3800/4500/5300	165	>80	> 102 000 h	> 102 000 h	1174	700+/- 76	2	C
870 5ft (1500mm)	25/30/36/43	4200/5300/6300/7300	170	>80	> 102 000 h	> 102 000 h	1454	980+/- 76	2,2	C
Lumnium EU HF (CCT: 4000K, on request other CCTs are available)										
870 4ft (1200mm)	61	8300	136	>80	> 72 000 h	> 72 000 h	1174	700+/- 76	2	D
870 5ft (1500mm)	77	10400	135	>80	> 72 000 h	> 72 000 h	1454	980+/- 76	2,2	D
Philips Fortimo HV6 HF 3klm/ft (CCT: 4000K, on request other CCTs are available)										
870 4ft (1200mm)	74	11300	152	>80	> 100 000 h	> 64 000 h	1174	700+/- 76	2	C
870 5ft (1500mm)	92	14000	152	>80	> 100 000 h	> 64 000 h	1454	980+/- 76	2,2	C

* The application of through-wiring may influence the Ta. Max.



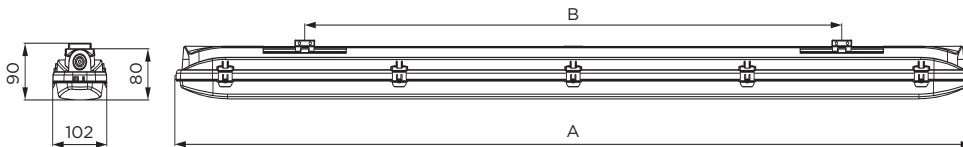
Further options:



On request:



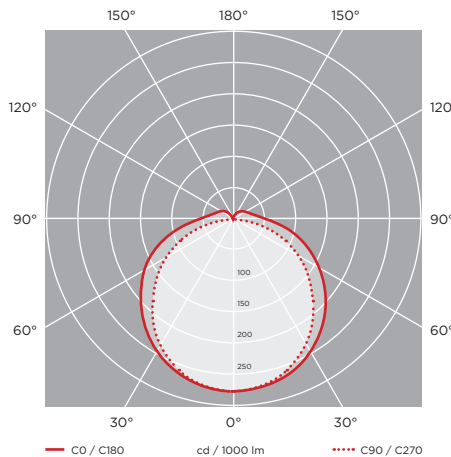
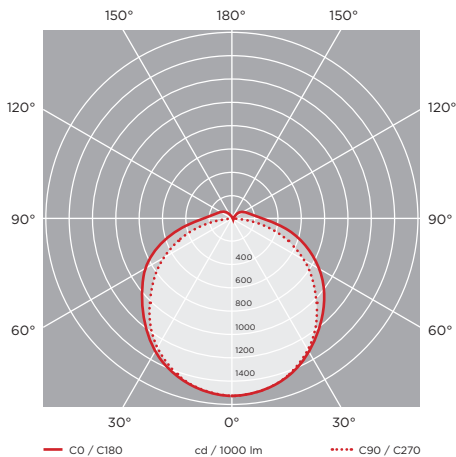
Schematic drawing with main dimensions



Photometric curves:

870-Inspire PC, 4ft (1200mm),
Lumnium EU, 24W, 3500lm, PC

870-Inspire PC, 5ft (1500mm),
Lumnium EU HF, 77W, 10400lm, PC



Luminaire customisation and the options of advanced controls are presented on page 5