

872-ENTRY NB

Industrial dust and waterproof luminaires with LED modules and with narrow beam optics

Trend-setting lighting in IP66 (option in IP67), quick installation. Specially developed for LED applications.

YOUR MAIN BENEFITS:

Narrow beam luminaire, suitable for high ceilings, with transparent diffuser and narrow beam optics. Alternative to high bay fixtures, in a more cost-effective performance.



IP66



Option:

IP67



FIELD OF APPLICATION:

Thanks to the construction principles of the gasket, the closing system and the diffuser our LED fixtures ensure a high grade of protection (IP66) against dust, contamination and water permeation. (Optionally available in IP67). In accordance with their IP rating they can be widely used to illuminate spaces with dusty and humid environment. When using outdoors, the fittings should be protected against direct sunlight and adverse weather conditions. Under 0°C the application of a venting cable gland is necessary, as well as the silicone gasket is recommended.

TECHNICAL DESCRIPTION AND BENEFITS:

- **Housing:** - Available in flame retardant **glass fibre reinforced polyester**, in light grey (RAL7035) colour (on request suitable for 850°C glow wire test, too). The glass fibre reinforced polyester has a very good temperature resistance and mechanical stability. Furthermore, it is a good electrical insulator resisting the impacts of several chemicals and weather conditions. Its stability of size and shape at changing temperatures is excellent.
 - Available in **PC** - injection moulded **Polycarbonate** in light grey (RAL7035) colour (suitable for 850°C glow wire test, too). Polycarbonate has high mechanical strength and high heat and shock resistance

- **Diffuser:** Available in **PC** - injection moulded **transparent Polycarbonate** (high mechanical strength and high heat and shock resistance) or in **Acrylic** - injection moulded **transparent PMMA** (unique non-aging properties, high chemical resistance).

Further benefits:

- **Extremely high lighting efficiency** through high **light permeability, unique on the market**, up to 93%
- An **excellent light uniformity** through **well-balanced light dispersing** (no shadows)
- **Elimination of the dazzling effect** (no glare)
- **Keeping the usual, well-known features of the diffuser** such as chemical and heat resistance, mechanical features, **UV stabilization** etc.
- **Universal width** (no single and twin) and slim **shape simplifies the light calculation**.
- The **gasket** between the diffuser and the housing is available in two versions:
 - **Injected silicone-based endless foam**
 - **Non-aging PU** (polyurethane) **endless foam**
- **Fixing the diffuser to the body:** With tamper-proof (vandal-proof) stainless steel clips.
- **Gear tray** (reflector): White powder coated steel sheet according to Zhaga standards or customised.
- **Electrical components:** The adequate power supply is ensured with the electronic driver, that is built into the luminaire.

Main technical options


Our **transparent** diffuser achieves an **outstanding light transmissivity of up to 93%**. With this great light permeability, it is **an excellent choice for luminaires equipped with LED-modules**.



Narrow beam optics



In order to optimise the thermal management of the luminaire we avoid the direct contact of the gear tray and driver, thus increasing the lifetime of the modules and driver.



With 872-Entry NB - depending on customer requirements - we can reach different levels of luminous flux (lumen). For more details please see technical data.

The gear tray is made of white powder coated steel sheet according to **Zhaga** standards. On request customisation possible.





The special **tamper-proof stainless steel clips** cannot be released with bare hands.

The **transparent diffusers** are made of UV-stabilized material, specially **developed for LED** applications. This ensures among others a well-balanced light distribution and the **elimination of glare**.

LED

872-ENTRY NB

The injected **silicone-based gasket** with enhanced resistance ensures **maximum** chemical and weather **resistance** even under tough conditions. Non-aging polyurethane foam is optionally available.



Ways of installing (options):

1. With **standard** (0,4 mm) stainless steel mounting brackets (easy-to-install) onto the **ceiling**.
2. With **strengthened** (0,6 mm) stainless steel mounting brackets. They are easy-to-install onto the **ceiling or the wall** (in horizontal position).
3. **Suspension** on chains, wire ropes etc. with stainless steel mounting brackets and **with hooks**.

The mounting brackets can be positioned with lateral flexibility for easy installation.

Technical data (extract)

The *EPREL database is available at <https://eprel.ec.europa.eu/screen/product/lightsources/xxxxxxx> (where the xxxxxx has to be substituted by the reference number given in the last column)

Products with a 5-year or optionally with a 3-year warranty	Power (W)	Lum. total luminous flux emitted (lm)		Lum. efficacy (lm/W)		CCT (Kelvin)	CRI	Lifetime L80B10 (Ta=35°C)	Lifetime L90B10 (Ta=35°C)	A (mm)	B (mm)	Weight (kg)	EEI	Light source* (reference)
		PMMA	PC	PMMA	PC									
Lumnum EU 130 with Osram driver														
872 4ft (1200mm)	36	5300	5300	136	136	4000	>80	>72 000 h	>34 000 h	1185	700±78	1,5	D	734862
872 5ft (1500mm)	50	7000	7000	137	137	4000	>80	>72 000 h	>34 000 h	1477	1000±78	1,8	D	734813
Lumnum EU PRO 160 with Osram driver														
872 4ft (1200mm)	31	5000	5000	161	161	4000	>80	>102 000 h	>72 000 h	1185	700±78	1,5	C	803933
872 5ft (1500mm)	41	6800	6800	165	165	4000	>80	>102 000 h	>72 000 h	1477	1000±78	1,8	C	734760
Osram Basic Linear G3														
872 4ft (1200mm)	39	5400	5400	140	140	4000	>80	>41 000 h	>19 000 h	1185	700±78	1,5	D	892188
872 5ft (1500mm)	47	6900	6900	145	145	4000	>80	>41 000 h	>19 000 h	1477	1000±78	1,8	D	892178 892188
Lumnum EU 130 HO with Osram DIP Switch driver														
872 4ft (1200mm)	23	3400	3400	136	136	4000	>80	>72 000 h	>34 000 h	1185	700±78	1,5	D	734862
	28	4100	4100											
	34	4800	4800											
	39	5300	5300											
872 5ft (1500mm)	30	4500	4500	137	137	4000	>80	>72 000 h	>34 000 h	1477	1000±78	1,8	D	734813
	37	5500	5500											
	44	6400	6400											
	51	7000	7000											

** The application of through-wiring may influence the Ta. Max.

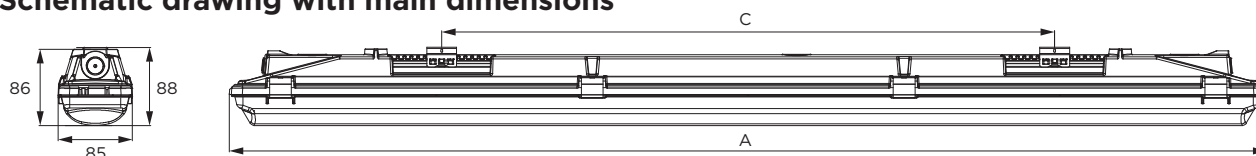
Further options:



On request:



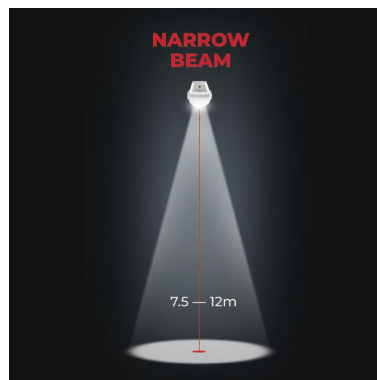
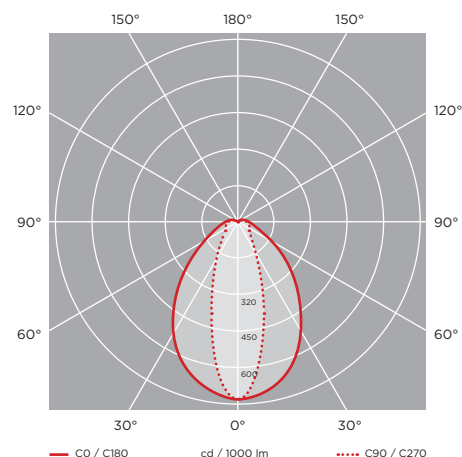
Schematic drawing with main dimensions



Photometric curves:

872-Entry NB, 5ft, Lumnum EU 130, 50W, 7000lm, PMMA

With the use of transparent diffuser a 40° narrow beam radiation angle is achievable for high bay applications.



Luminaire customisation and the options of advanced controls are presented on page 5