

870-INSPIRE PC

High-end dust and waterproof luminaires with LED modules.

Synergy of art and technology
Inspiring design in professional quality.

YOUR MAIN BENEFITS:

Gear tray integrated into the diffuser

Cost-efficient and user-friendly **installation** even without disassembling the luminaire



FIELD OF APPLICATION:

Thanks to the construction principles of the gasket, the closing system and the diffuser our LED fixtures ensure a high grade of protection (IP66) against dust, contamination and water permeation (Optionally available in IP67). In accordance with their IP rating they can be widely used to illuminate spaces with dusty and humid environments. Thanks to its **enhanced impact resistance**, 870-Inspire PC is especially suitable for applications, where a **high IK impact rating** is required. When using outdoors, the fittings should be protected against direct sunlight and adverse weather conditions. Under 0°C the application of a venting plug or a venting cable gland is necessary, as well as the silicone gasket is recommended.

TECHNICAL DESCRIPTION AND BENEFITS:

■ **Housing:** It is made of flame retardant **injection moulded Polycarbonate (PC)** in light grey (RAL7035) colour (suitable for 850°C glow wire test, too). Polycarbonate has very high mechanical strength and allows us to reach an excellent shock resistance.

■ **Diffuser:** Available in **PC** – injection moulded **opalised Polycarbonate** (high mechanical strength and high heat and shock resistance – up to IK10). As an option, injection moulded acrylic (PMMA) diffuser in opal version is available.

Further benefits:

- **Extremely high light transmissivity (up to 90%)**
- **Homogenous, well-balanced light dispersing** (no shadows)
- **Keeping the usual, well-known features of the diffuser** such as chemical and heat resistance, mechanical features, **UV stabilization** etc.
- **Universal width** (no single and twin) **simplifies the light calculation.**

■ The **gasket** between the diffuser and the housing is available in two versions:

- **Injected silicone-based endless foam**
- **Non-aging PU** (polyurethane) **endless foam**

■ **Fixing the diffuser to the body:** With stainless steel clips.

■ **Gear tray (reflector):** The **gear tray is integrated into the diffuser** thus enabling a **cost-efficient and user-friendly installation** even **without disassembling** the luminaire. White powder coated steel sheet, the LED module mounting positions according to Zhaga standards or customized.

■ **Electrical components:** The adequate power supply is ensured with the electronic driver.

IP66



Option:

IP67



Main technical options

Our new **opalised** diffuser made of UV-stabilized material achieves an **outstanding light transmissivity up to 90%**. This great light permeability offers **high efficacy (up to 160 lm/W)** emitted from the luminaire.



LED

870-INSPIRE PC

To protect the **LED board**, the **gear tray** is **integrated into the diffuser** thus enabling a **cost-efficient and user-friendly quick installation** even without disassembling the luminaire.

The **stainless steel clips** stay in their position during installation and can be released by bare hands.

Compatible with all optional accessories and smart solutions

Installation friendly construction: The **strap** ensures the suspension of the gear tray and the diffuser during installation.

In order to **optimize the thermal management** of the luminaire and to **maximize the lifetime of the LED modules**, the driver is placed into the body without direct contact to the gear tray.

The **gear tray**, made of white powder coated steel sheet according to **Zhaga** standards, is **integrated into the diffuser**. With 870-Inspire PC - depending on customer requirements - we can reach different levels of luminous flux from 3000 up to **12900 lumen** with maximum **efficacy of 152 lm/W**. For more details please see technical data.

The injected **silicone-based gasket** with enhanced resistance ensures a **maximum** chemical and weather **resistance** even under tough conditions. This endless foam sealing ensures the high IP protection up to IP67.



OPTIONS FOR CABLE ENTRY:

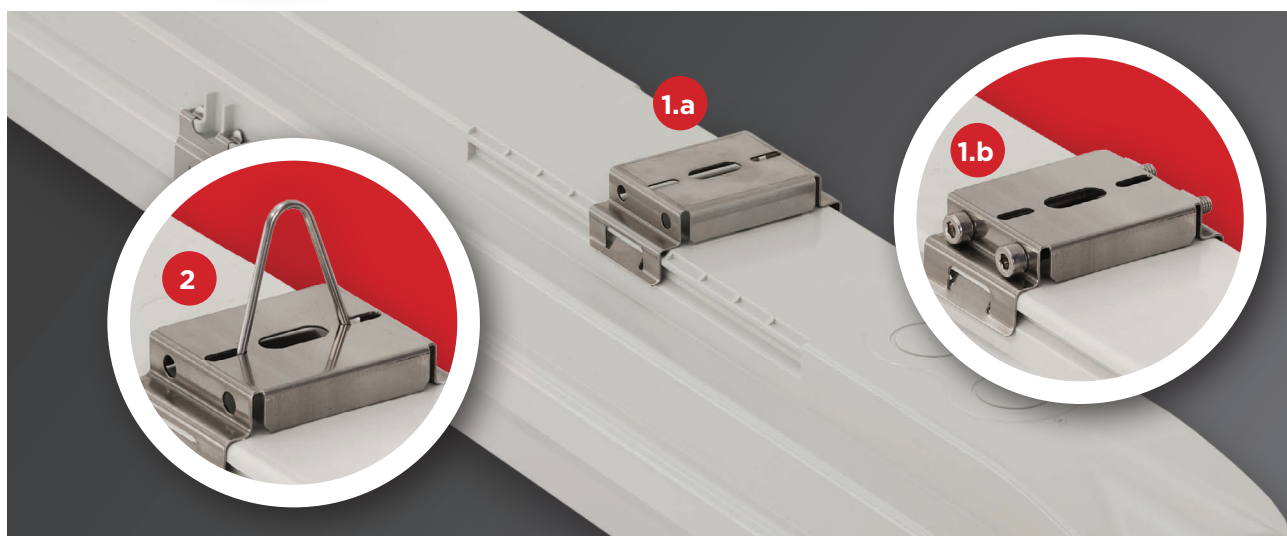
IP66 grommet



Cable gland



The **Rapid Connector** enables the electrical connection **without disassembling** the luminaire.



Ways of installing (options):

With **strengthened** (0,6 mm) stainless steel mounting brackets.

1.a They are easy-to-install onto the **ceiling or the wall** (in horizontal position).

1.b In case of vertical positioning, **fixing screws** keep the mounting brackets tight avoiding the luminaire from sliding.

2. **Suspension** on chains, wire ropes etc. with stainless steel mounting brackets and **with hooks**.

Easy installation: Adjustable distance of the mounting brackets (they can be positioned laterally on the housing)

Technical data (extract)

The *EPREL database is available at <https://eprel.ec.europa.eu/screen/product/lightsources/xxxxxxx>
(where the xxxxxx has to be substituted by the reference number given in the last column)

Products with a 5-year warranty	Power (W)	Lum. total luminous flux emitted (lm)		Lum. efficacy (lm/W)		CCT (Kelvin)	CRI	Lifetime L80B10 (Ta=45°C)	Lifetime L90B10 (Ta=45°C)	A (mm)	B (mm)	Weight (kg)	EEI	Light source* (reference)
		PMMA	PC	PMMA	PC									
Lumnium EU 130 with Osram driver														
870 2ft (600mm)	24	3400	3400	141	141	4000	>80	>72 000 h**	>34 000 h**	615	300±25	0,9	D	1059419
870 4ft (1200mm)	24	3500	3500	145	145	4000	>80	>72 000 h**	>34 000 h**	1174	700±76	2	D	802364
870 5ft (1500mm)	30	4500	4500	149	149	4000	>80	>72 000 h**	>34 000 h**	1454	1000±76	2,2	D	734821
870 4ft (1200mm)	37	5200	5200	140	140	4000	>80	>72 000 h**	>34 000 h**	1174	700±76	2	D	734862
870 5ft (1500mm)	51	7000	7000	137	137	4000	>80	>72 000 h**	>34 000 h**	1454	1000±76	2,2	D	734813

Lumnium EU PRO 160 with Osram driver

870 4ft (1200mm)	22	3450	3450	157	157	4000	>80	>102 000 h	>72 000 h	1174	700±76	2	C	803878
870 5ft (1500mm)	27	4200	4200	157	157	4000	>80	>102 000 h	>72 000 h	1454	1000±76	2,2	C	734800
870 4ft (1200mm)	32	5000	5000	158	158	4000	>80	>102 000 h	>72 000 h	1174	700±76	2	C	803933
870 5ft (1500mm)	44	7000	7000	160	160	4000	>80	>102 000 h	>72 000 h	1454	1000±76	2,2	C	734760

Lumnium EU PRO 160 with Osram DIP Switch driver

870 4ft (1200mm)	19	3000	3000	162	162	4000	>80	>102 000 h	>74 000 h	1185	700±78	2	C	803933
	23	3700	3700											
	27	4500	4500											
	32	5200	5200											
870 5ft (1500mm)	25	4100	4100	163	163	4000	>80	>102 000 h	>74 000 h	1477	1000±78	2,2	C	734760
	32	5200	5200											
	38	6200	6200											
	44	7200	7200											

** The application of through-wiring may influence the Ta. Max.

Products with a 5-year warranty	Power (W)	Lum. total luminous flux emitted (lm)		Lum. efficacy (lm/W)		CCT (Kelvin)	CRI	Lifetime L80B10 (Ta=35°C)	Lifetime L90B10 (Ta=35°C)	A (mm)	B (mm)	Weight (kg)	EEI	Light source* (reference)
		PMMA	PC	PMMA	PC									
Lumnium EU PRO 140 HF with Philips driver														
870 4ft (1200mm)	61	8300	8300	136	136	4000	>80	>72 000 h	>34 000 h	1174	700±76	2	D	734708
870 5ft (1500mm)	77	10400	10400	135	135	4000	>80	>72 000 h	>34 000 h	1454	1000±76	2,2	D	734742
Philips Fortimo HV6														
870 4ft (1200mm)	60	8800	8800	146	146	4000	>80	>64 000 h	>50 000 h	1174	700±76	2	C	893529
870 5ft (1500mm)	75	11000	11000	146	146	4000	>80	>64 000 h	>50 000 h	1454	1000±76	2,2	C	893525 893529
Philips Fortimo HV6 HF 3klm/ft														
870 4ft (1200mm)	74	11300	11300	152	152	4000	>80	>64 000 h	>50 000 h	1174	700±76	2	C	893537
870 5ft (1500mm)	92	14000	14000	152	152	4000	>80	>64 000 h	>50 000 h	1454	1000±76	2,2	C	893533 893537

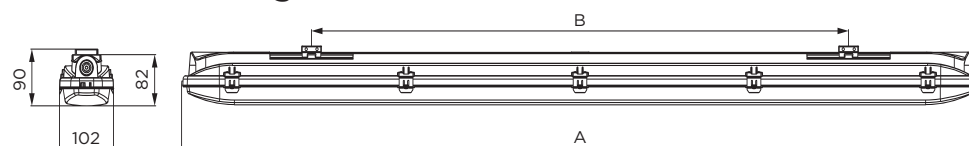
Further options:



On request:

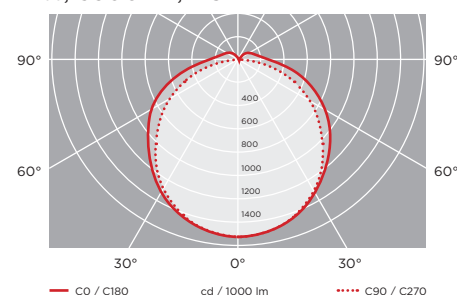


Schematic drawing with main dimensions

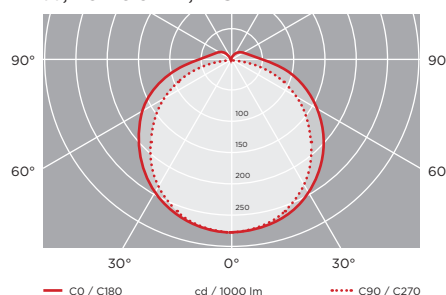


Photometric curves:

870-Inspire PC, 4ft, Lumnium EU 130, 24W, 3500 lm, PC



870-Inspire PC, 5ft, Lumnium EU PRO 140 HF, 77W, 10400 lm, PC



Luminaire customisation and the options of advanced controls are presented on page 5